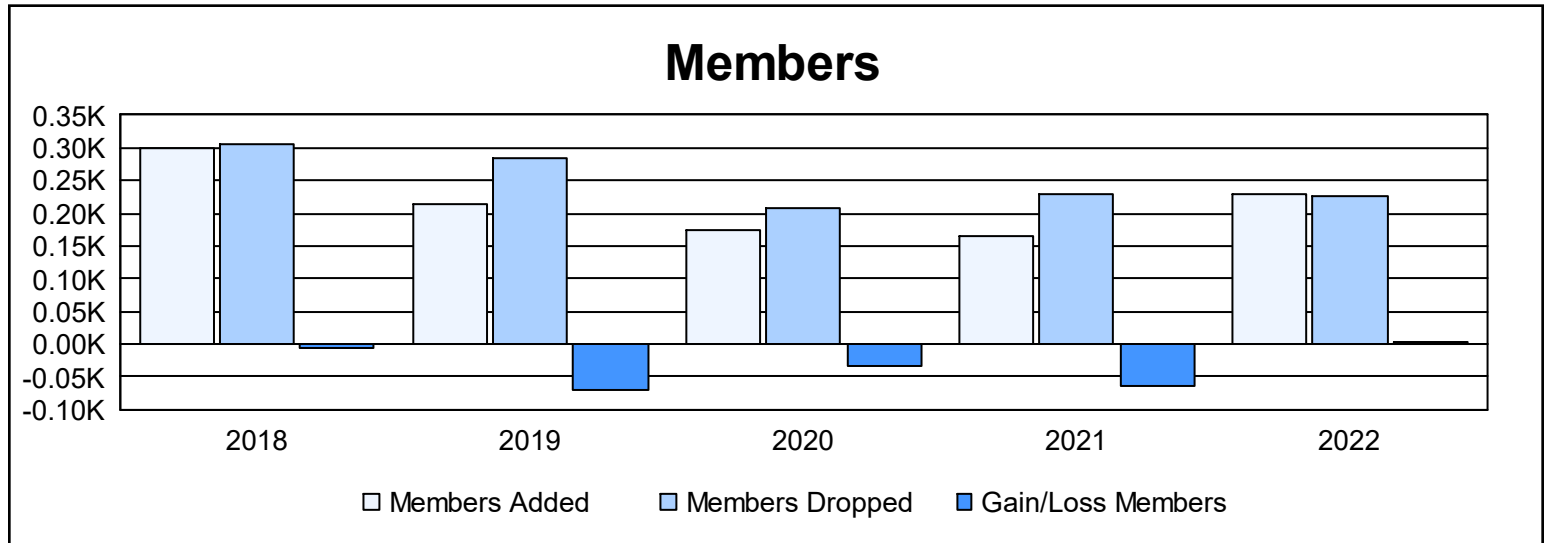
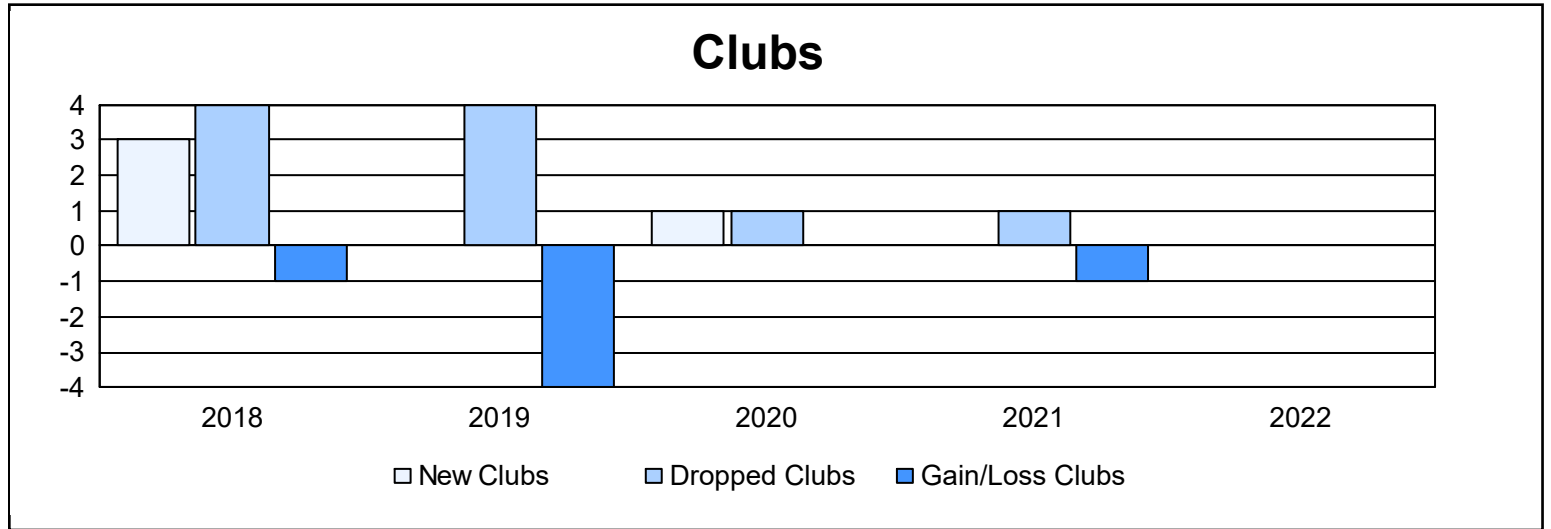
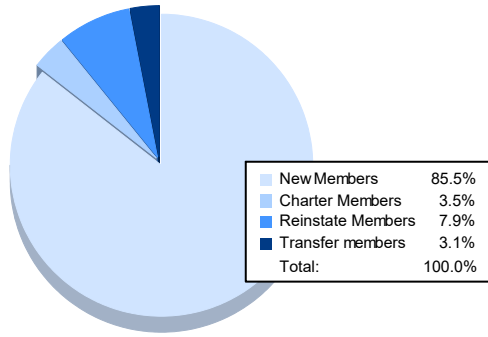


Year	New Clubs	Dropped Clubs	Gain/ Loss Clubs	New Members	Charter Members	Reinstate Members	Transfer Members	Total Member Added	Total Members Dropped	Gain/ Loss Members
2017-2018	3	4	-1	199	87	5	9	300	307	-7
2018-2019	0	4	-4	188	0	9	16	213	284	-71
2019-2020	1	1	0	140	20	5	10	175	208	-33
2020-2021	0	1	-1	156	2	4	3	165	228	-63
2021-2022	0	0	0	195	8	18	7	228	225	3
<b>Average</b>	<b>1</b>	<b>2</b>	<b>-1</b>	<b>176</b>	<b>23</b>	<b>8</b>	<b>9</b>	<b>216</b>	<b>250</b>	<b>-34</b>



### Membership Composition June 2022 Cumulative



### Gender Composition June 2022 Cumulative

